

Human IL-1R1 Protein

Cat. No. IL1-HM0R1



Description

Source	Recombinant Human IL-1R1 Protein is expressed from HEK293 without tag.
	It contains Leu18-Thr332.
Accession	NP_000868.1
Molecular Weight	The protein has a predicted MW of 36.17 kDa. Due to glycosylation, the protein migrates to 50-65 kDa based on Bis-Tris PAGE result.
Endotoxin	Less than 1 EU per µg by the LAL method.
Purity	> 95% as determined by Bis-Tris PAGE
	> 95% as determined by HPLC

Formulation and Storage

Formulation	Lyophilized from 0.22 µm filtered solution in PBS (pH 7.4). Normally 8% trehalose is added as protectant before lyophilization.
Reconstitution	Dissolve the lyophilized protein in distilled water. Please refer to the Certificate of Analysis for detailed instructions.
Storage	-20 to -80°C for 12 months as supplied from date of receipt. -80°C for 3 months after reconstitution. Recommend to aliquot the protein into smaller quantities for optimal storage. Please minimize freeze-thaw cycles.

Background

Interleukin 1 (IL-1) has long been known for its pleiotropic effects on inflammation that plays a complex, and sometimes contrasting, role in different stages of cancer development. IL-1R1 is the main receptor for both ligands and is expressed by various cell types, including innate and adaptive immune cell types, epithelial cells, endothelial cells, adipocytes, chondrocytes, fibroblasts, etc. IL-1 and IL-1R1 receptor interaction leads to a set of common signaling pathways, mainly the NF-κB and MAP kinase pathways, as a result of complex positive and negative regulations.

Assay Data

Bis-Tris PAGE



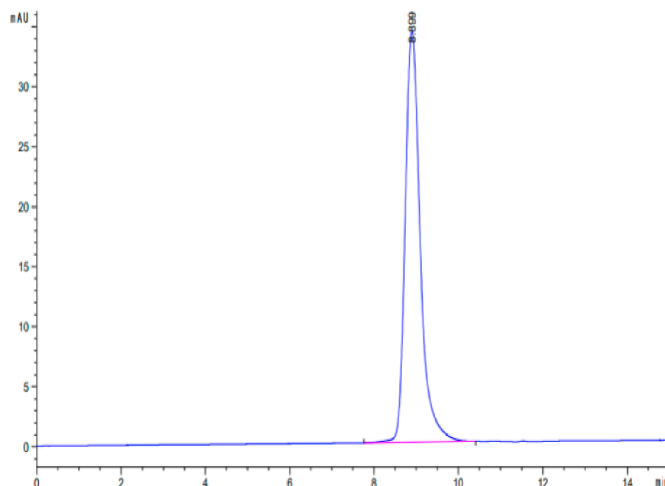
Human IL-1R1 on Bis-Tris PAGE under reduced condition. The purity is greater than 95%.

SEC-HPLC

Human IL-1R1 Protein

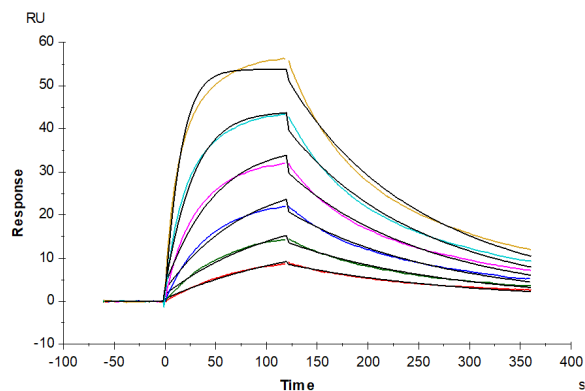
Cat. No. IL1-HM0R1

Assay Data

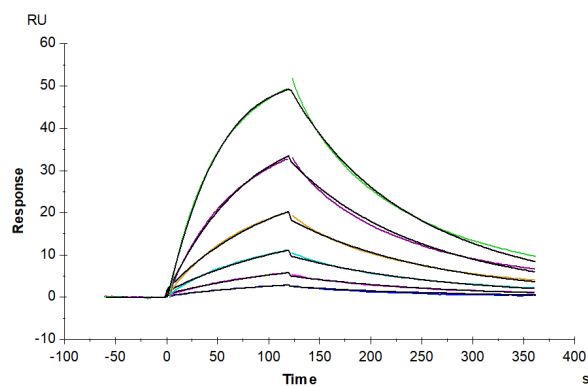


The purity of Human IL-1R1 is greater than 95% as determined by SEC-HPLC.

SPR Data



Human IL-1 Beta, His Tag captured on CM5 Chip via Anti-his antibody can bind Human IL-1R1, No Tag with an affinity constant of 11.37 nM as determined in SPR assay (Biacore T200) (QC Test).



Human IL-1R1, No Tag immobilized on CM5 Chip can bind Biotinylated Human IL-1 alpha, His-Avi Tag with an affinity constant of 1.01 μ M as determined in SPR assay (Biacore T200).